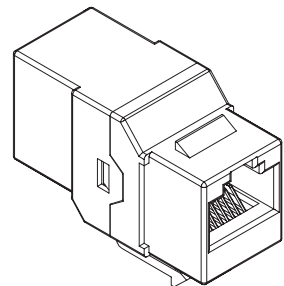
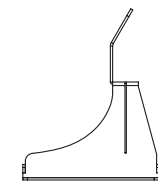
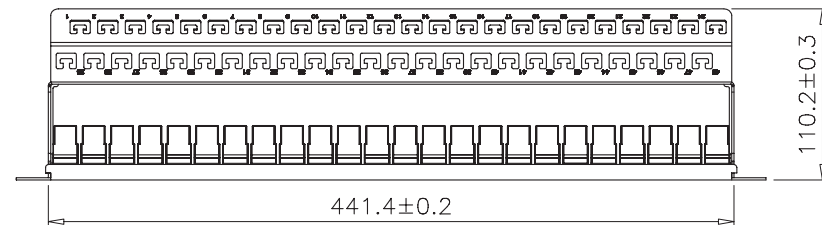
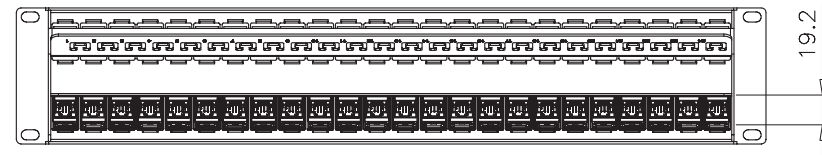
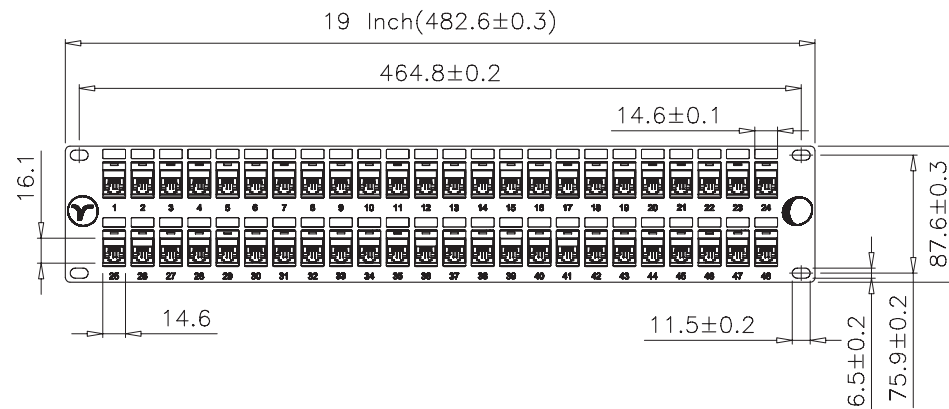


SCALE 1/4



KJ9A-CE/BK

SCALE 1/1



Specification:

Material:

1. Support bar : SPCC, 1.5mm thickness with Black color painted.
2. Panel : SPCC, 1.5mm thickness with Black color painted.
3. Insert : ABS, UL 94V-0.
4. Cat 6 Inline coupler Keystone Jack.

	DSGN	KLi	17.DEC..2005	ITEM NO: 72 3407
	CHK	Maer	17.DEC..2005	
	UNIT	M / M	APPR	Yty
SCALE	1/5	<b>Velocity</b>		
DWG NO: 72 3385				