

Technical requirement 技术参数:

1. Electrical Characteristics Test 电气性能检验

- 1.1 Products 100% for electrical test. 成品100%电性测试。
- 1.2 Insulation resistance: No less than 100MΩ of 500V DC/0.4S.
绝缘阻抗: 大于或等于100MΩ 500V DC/0.4S.
- 1.3 Dielectric strength 耐电压
 - 1.3.1 Between two conductors 2500⁺²⁰⁰₀V AC for 1.0s Trip-current 1.0mA max.
导体与导体之间2500⁺²⁰⁰₀V AC /1秒,漏电流1.0mA(max)。
 - 1.3.2 Between conductor and body 4000⁺²⁰⁰₀V AC for 1.0s Trip current 1.0mA max.
导体与本体之间4000⁺²⁰⁰₀V AC /1秒,漏电流1.0mA(max)。

2. Mechanical Characteristics Test 机械性能检验

- 2.1. Withdrawal force 拔出力
 - 2.1.1 For checking each PIN independently from the standard-gauge below 1.5N(Min) Keep for 3S or more.
标准量规对连接器插孔单PIN保持力为最小1.5N保持3秒以上。
 - 2.1.2 For checking Integral withdrawal force 50N(MAX) from maximum standard gauge. 标准量规(最大值)检查整体拔出力50N(MAX)。

3. Finished product conditions 成品状态

- 3.1 The attachment plug front show the test mark of "T".
插头主视面须有测试标志" T "。
- 3.2 The dimension with "▽" must be control and inspected importantly.
带"▽"尺寸需重点管控和检验。
- 3.3 material and product comply with Doc No."QW-Q-043" 《material-and product- of restricted substance control specification.
物料及成品必须符合QW-Q-043 《材料与成品限用物质管理规范》。

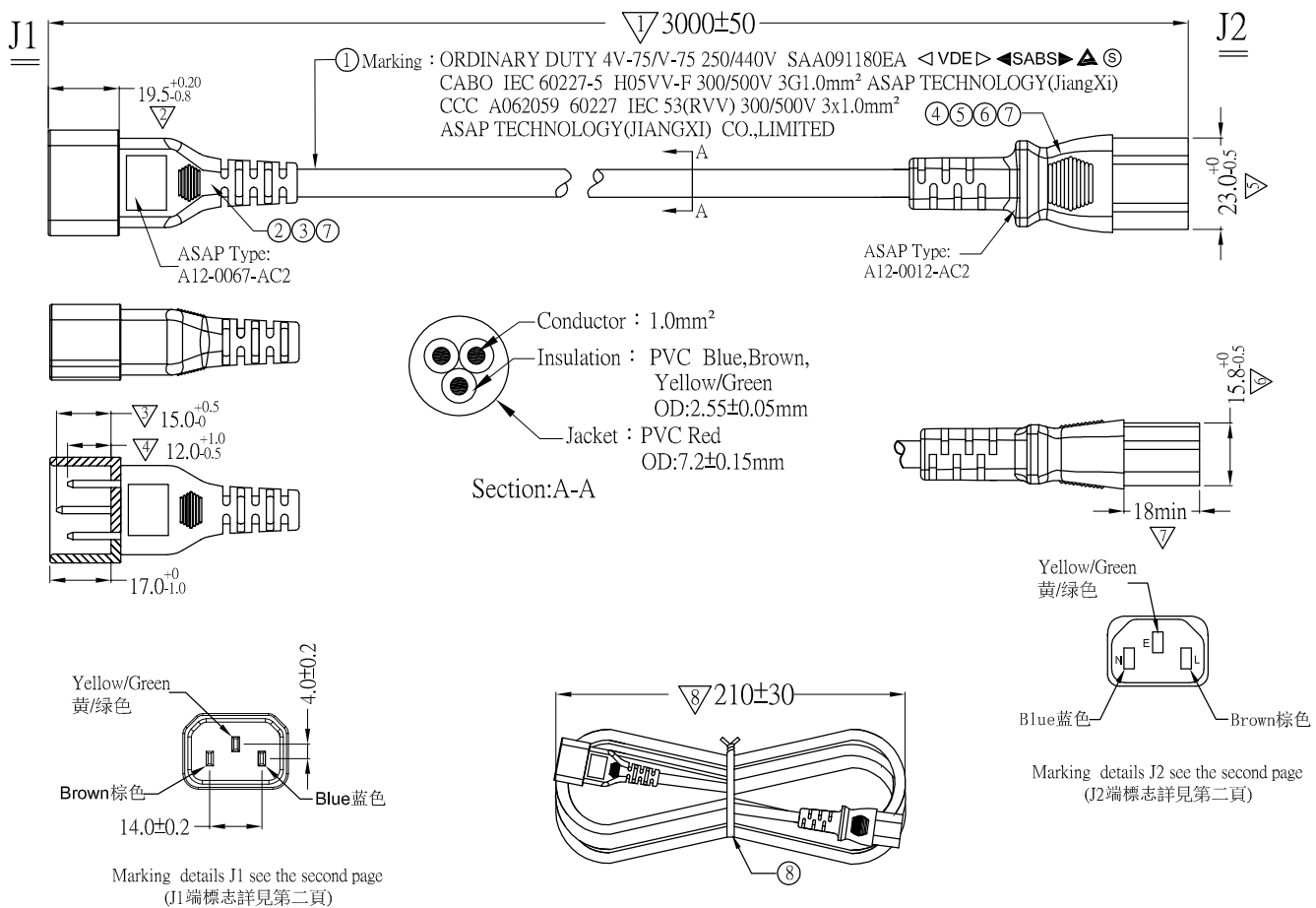
4. Standards 标准

- 4.1 The cord shall comply with IEC 60227. 线材符合 IEC 60227.
- 4.2 The plug and connector shall comply with IEC 60320,
插头和连接器须符合 IEC 60320;

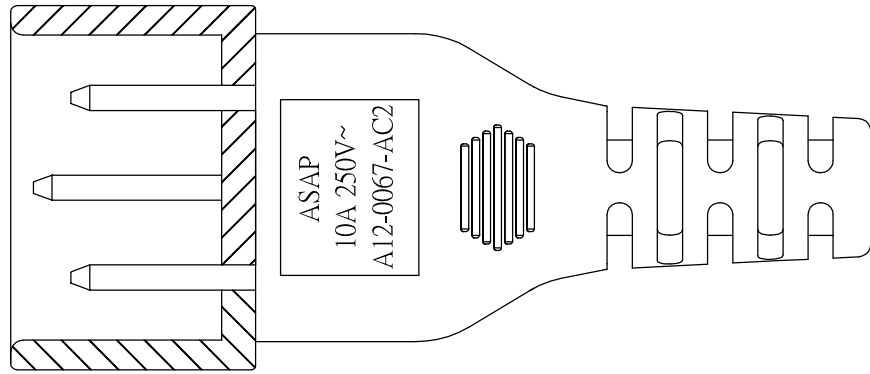
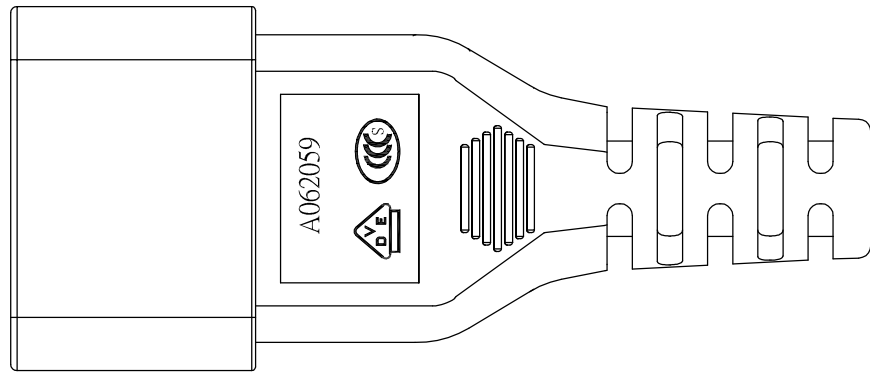
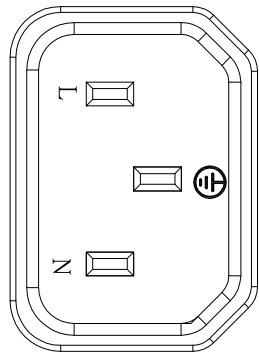
Wiring method :

J1 J2
E — Yellow/Green — E
L — Brown — L
N — Blue — N

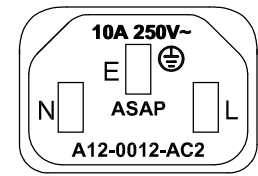
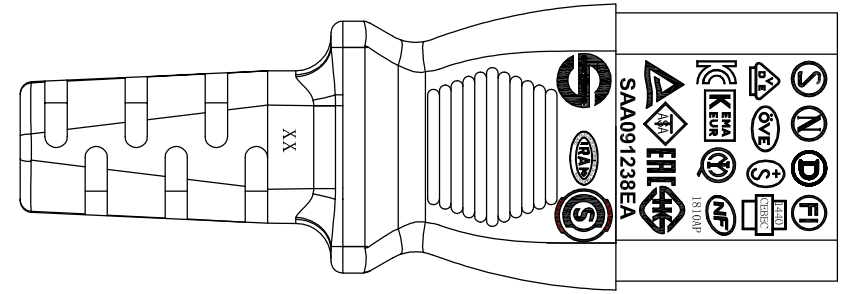
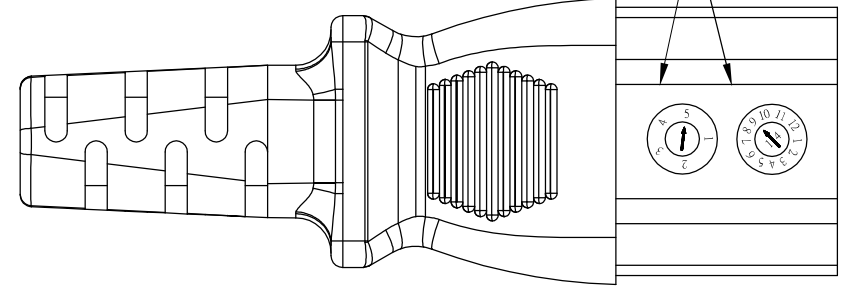
8	7	6	5	4	3	2	1
REV.	DESCRIPTION			DESIGN	APPROVAL	DATE	
A	NEW			Hongmei	XL Deng	2016.03.24	



				X.±	X.°±	UNITS	P/N:42 2703				
				.X±	.X°±					mm	
⑧	TIE	BLACK PE tie hanking cord and meet RoHS.	pcs	1	.XX±	.XX°±	MATL	PART NO: L8CAC067-QT-N	TITLE: VDE C14 To C13 L3m pantone 1795c Red		
⑦	PLASITC	55P Red PVC pellets meet RoHS and UL94 V-0.	g	1	.XXX±	.XXX°±					
⑥	HOUSING	Down cover of C13, PBT material, white UL94V-0	pcs	1	THESE DRAWINGS AND SPECIFICATIONS ARE THE PROPERTY OF ASAP TECHNOLOGY(JIANGXI)CO., LIMITED AND SHALL NOT BE REPRODUCED, COPIED OR CUED IN ANY MANNER WITHOUT THE PRIOR WRITTEN CONSENT OF ASAP TECHNOLOGY(JIANGXI)CO., LIMITED.		FINISH	APPD: XL Deng	DWG NO: ACRDN16030038-004		
⑤	HOUSING	Upper cover of C13, PBT material, white UL94V-0	pcs	1							
④	TERMINAL	U type contact terminal with wing for C13 connector, brass;	pcs	3			Q'TY	DR: Hongmei Hu	SCALE	SHEET	REV.
③	HOLDER	Holder, PBT material, red.	pcs	1							
②	BLADE	Blade 2x4mm, copper, nickel-plated	pcs	3							
①	POWER CORD	H05VV-F 3x1.0mm² Φ 7.2±0.15mm Red	mm	NA							
ITEM	NAME	DESCRIPTION	UNIT	Q'TY							
8	7	6	5	4	3	2	1				



J1Marking
J1端標誌



J2Marking
J2端標誌

X.±	X.°±	UNITS mm	P/N:42 2703			
.X±	.X°±					
.XX±	.XX°±	MATL	PART NO: L8CAC067-QT-N	TITLE: VDE C14 To C13 L3m pantone 1795c Red		
.XXX±	.XXX°±		FINISH	APPD: XL Deng	DWG NO: ACRDN16030038-004	
THESE DRAWINGS AND SPECIFICATIONS ARE THE PROPERTY OF ASAP TECHNOLOGY(JIANGXI)CO., LIMITED AND SHALL NOT BE REPRODUCED, COPIED OR CUED IN ANY MANNER WITHOUT THE PRIOR WRITTEN CONSENT OF ASAP TECHNOLOGY(JIANGXI)CO., LIMITED.			CHKD: Guangren Ouyang	SCALE NONE	SHEET 2/2	REV. A
			Q'TY			