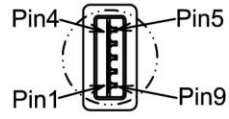
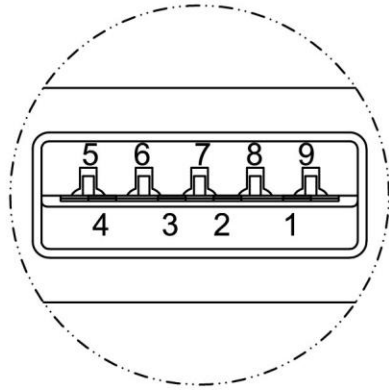


MOLDING	
INNER MOLD	JAM787
OUTER MOLD	JAM773 / JAM775

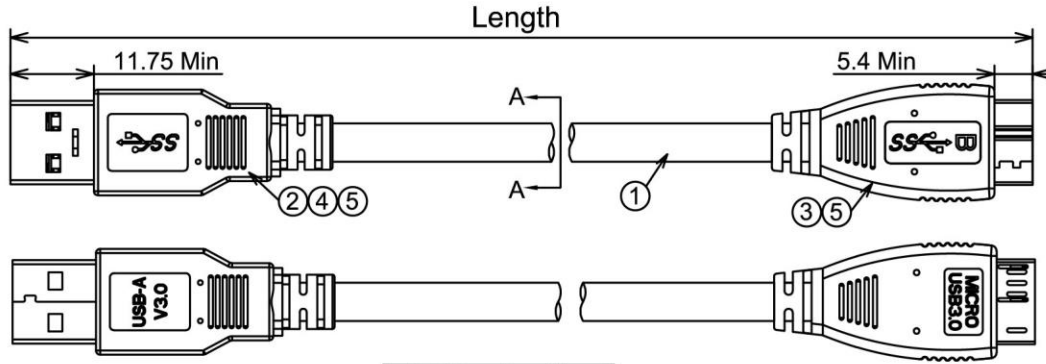
DATE	REV.	REVISION	DRAFTING	CHECKED
2014.08.29	1.0	NEW	Mike	CQ



USB3.0 A/M

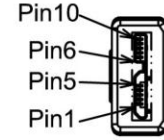


Detail A
4:1

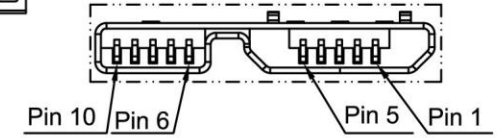


Part No.	Length(mm)
40 3078BLK	2000±35

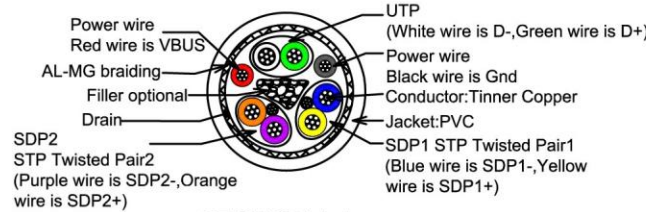
WHITE INK Marking: USB 3.0 CABLE E139315-F5 AWM 2725 80°C 30V VW-1



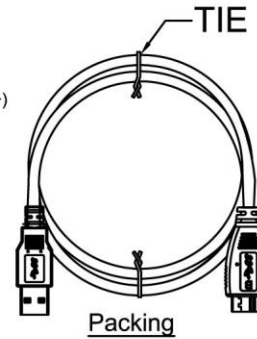
USB3.0 Micro B/M



Detail B
4:1



SECTION A-A



Packing

PIN ASSIGNMENT

A/M	Micro B/M	Signal Name
1	1	VBUS
2	2	D-
3	3	D+
4	5	GND
5	6	SSTX-
6	7	SSTX+
7	8	GND_Drain
8	9	SSRX-
9	10	SSRX+
Shell	4	ID
Shell	Shell	Shield

NOTES:

- ALL MATERIAL MEET THE ROHS COMPLIANT
- TESTING CONDITION :
100% OPEN/SHORT/MISS WIRE TESTING
INSULATION RESISTANCE: DC/250V, 10MΩ Min, 0.01S
WITHSTAND VOLTAGE: AC/250V 5mA FOR 0.01S.
CONDUCTOR RESISTANCE: 5Ω MAX.

6	TIE	Black PE Tie	2 pcs
5	PVC	Outer-Molding : 45P Black PVC	A/R
4	PE	Inner-Molding : MG70 LDPE	A/R
3	Micro B/M	USB 3.0 MICRO B/M TYPE, Shell Plated Ni + Contact Plated G/F	1 set
2	USB3.0 A/M	USB 3.0 A/M TYPE, Shell Plated Ni + Contact Plated G/F	1 set
1	Cable	USB CABLE 3.0Rev With Ethernet 28AWG(7/0.127TC)*3P+24AWG(7/0.196 TC)*2C +Al-Mylar+Drain+Al-Mg Braiding+Black PVC Jacket,OD:5.5mm	A/R

Unless specified on the drawing, tolerances are per the follows:

X.	±0.20	X°	±3
.X	±0.10	.X°	±0.3
.XX	±0.05		

DRAW. NO	GF-S140159	TITLE	USB3.0 AM TO Micro BM AWG28+24 Cable Ass'y		
CUSTOMER	ELOCITY				
CUST'R P/N	40 3078BLK	DRAW	Mike	DATE	2014.08.29
SCALE	NONE	CHECK	/	DATE	2014.08.29
UNIT	mm	APPROVED	CQ	SHEET	1 OF 1

No.	TITLE	DESCRIPTION	Q'TY	Material	Part Number	Note	***	3RD	UNIT	mm	APPROVED	CQ	SHEET	1 OF 1
-----	-------	-------------	------	----------	-------------	------	-----	-----	------	----	----------	----	-------	--------