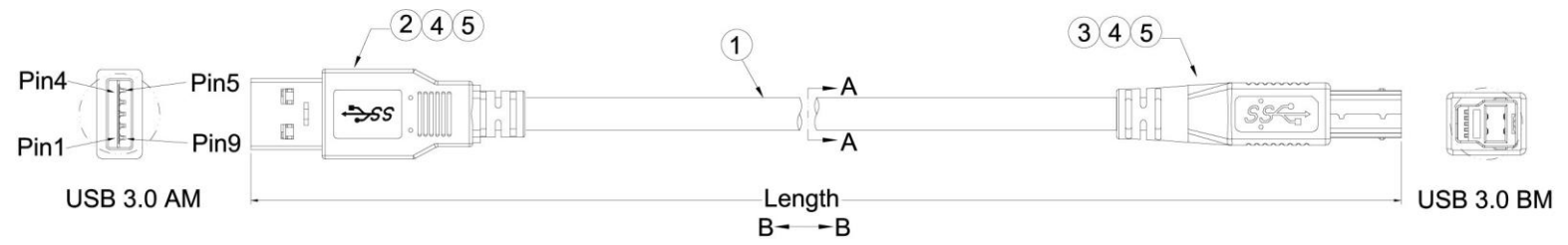
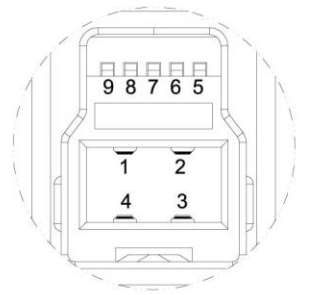
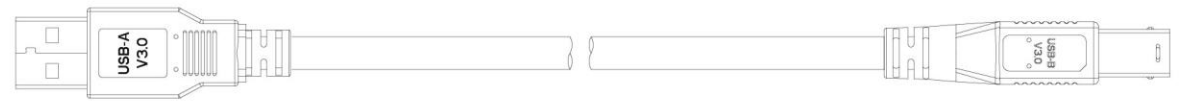


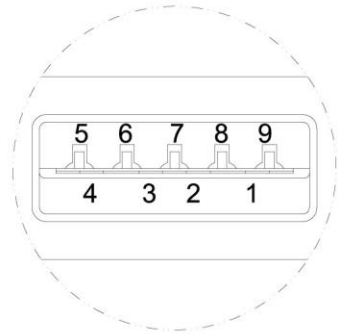
DATE	REV.	REVISION	DRAFTING	CHECKED
2013.09.26	1.0	NEW	CAIWEI	CGW



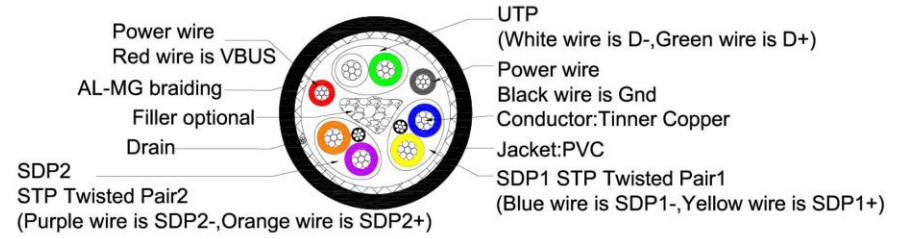
<Marking--LP1111>:USB 3.0 CABLE E139315-F5 AWM 2725 80°C 30V VW-1



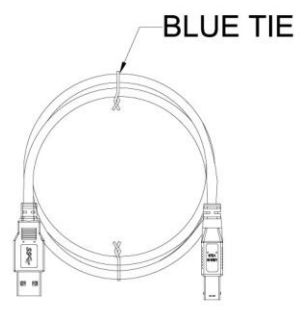
B
4:1



A
4:1



SECTION A-A



Part No.	Length(mm)
40 3005	1000 ± 25
40 3010	2000 ± 35
40 3020	3000 ± 40
40 3030	5000 ± 50

SECTION: B-B

PIN ASSIGNMENT:

AM	BM	Signal Name
1	1	VBUS
2	2	D-
3	3	D+
4	4	GND
5	5	SSTX-
6	6	SSTX+
7	7	GND_Drain
8	8	SSRX-
9	9	SSRX+
Shell	Shell	Shield

5	Outer Molding	PVC: BLUE	A/R
4	Inner Molding	MG70 LDPE	A/R
3	USB 3.0 BM Plug	USB 3.0 B/M TYPE, Shell Plated Ni + Contact Plated G/F	1Set
2	USB 3.0 AM Plug	USB 3.0 A/M TYPE, Shell Plated Ni + Contact Plated G/F	1Set
1	USB 3.0 Cable	USB CABLE 3.0Rev With Al-mg Brading 28AWG 7/0.127x3P+24AWG 7/0.196x2C PVC BLUE OD:5.7mm	L
NO.	TITLE	DESCRIPTION	Q'ty

DRAW. NO	GF-S1309008	DESC.	USB 3.0 AM TO BM CABLE ASSEMBLY		
DEPARTMENT	RD	DRAW	CAIWEI	DATE	2013.09.26
SCALE	N/A	CHECKED		DATE	2013.09.26
UNIT	mm	APPROVED	CGW	SHEET	1 OF 1

Material	Part Number	Item	Note	3RD
1	2	3	4	5
6	7	8	9	10
11	12	13		